

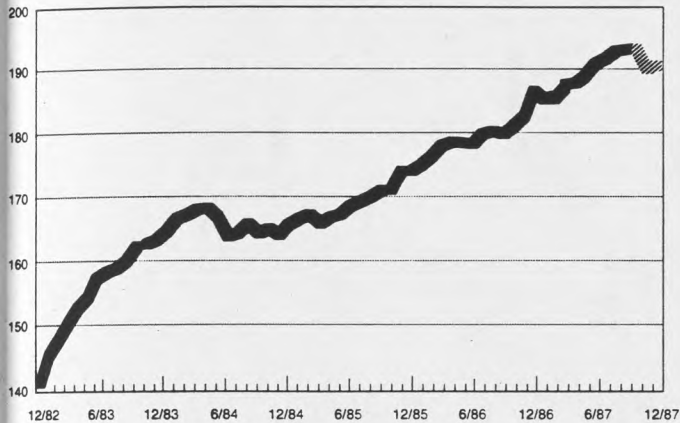
Federal Deposit Insurance Corporation

ECONOMIC TREND LINES

February 1988

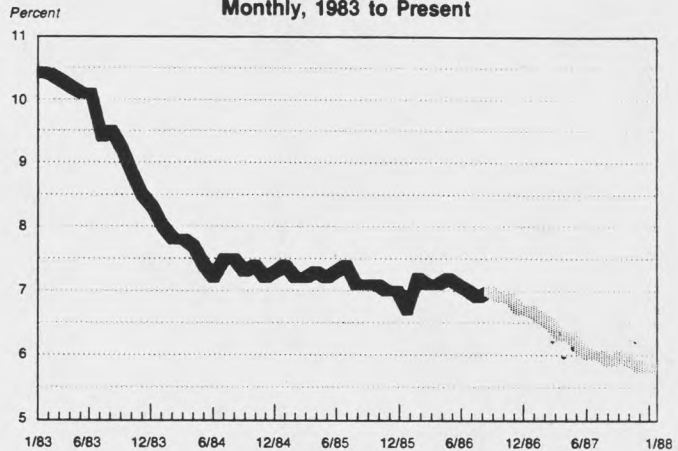
(▬ = Increased Economic Activity; ▨ = Decreased Economic Activity)

Composite Index of Twelve Leading Indicators
Monthly, 1982—1987
(1967=100)



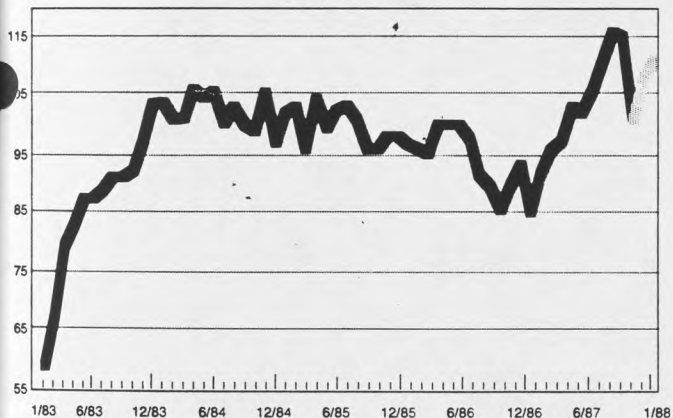
Source: U.S. Department of Commerce
Bureau of Economic Analysis

U.S. Unemployment Rate
Monthly, 1983 to Present



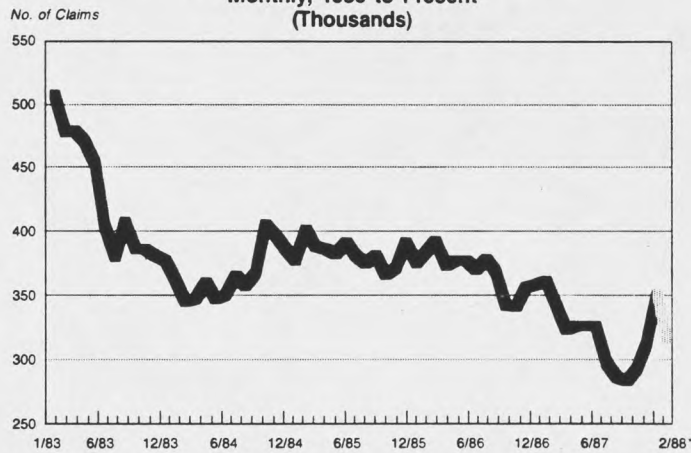
Source: U.S. Department of Labor
Bureau of Labor Statistics

Index of Consumer Confidence
Monthly, 1983 to Present
(1985=100)



Source: The Conference Board

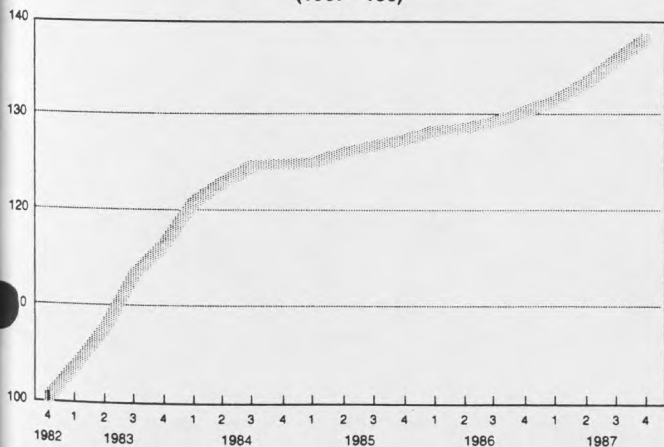
Initial Claims for Unemployment Insurance
Monthly, 1983 to Present
(Thousands)



Source: U.S. Department of Labor
Employment Training Program

*Data through February 6, 1988

Index of U.S. Industrial Production
Quarterly, 1982—1987
(1967=100)





Source: Board of Governors, Federal Reserve

Household Debt as a Percentage of Disposable
Personal Income
Quarterly, 1982—1987

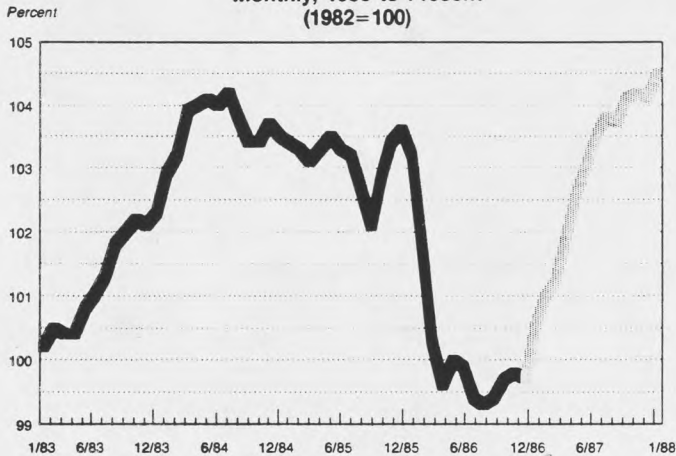


Source: Board of Governors, Federal Reserve

**Federal Deposit Insurance Corporation
ECONOMIC TREND LINES
February 1988**

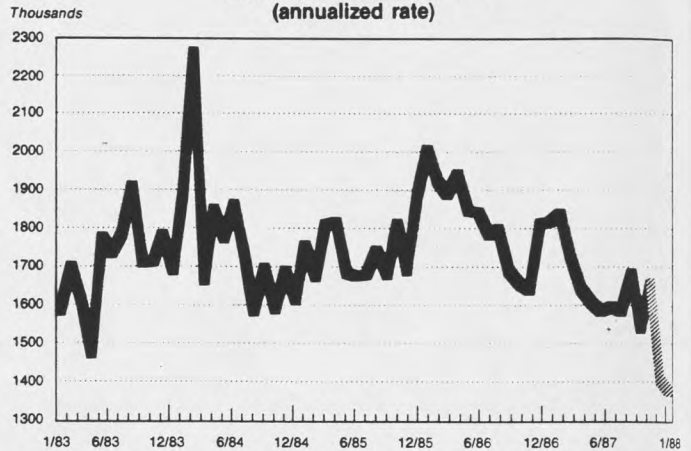
( = Increased Economic Activity;  = Decreased Economic Activity)

**Index of Producer Prices
Monthly, 1983 to Present
(1982=100)**



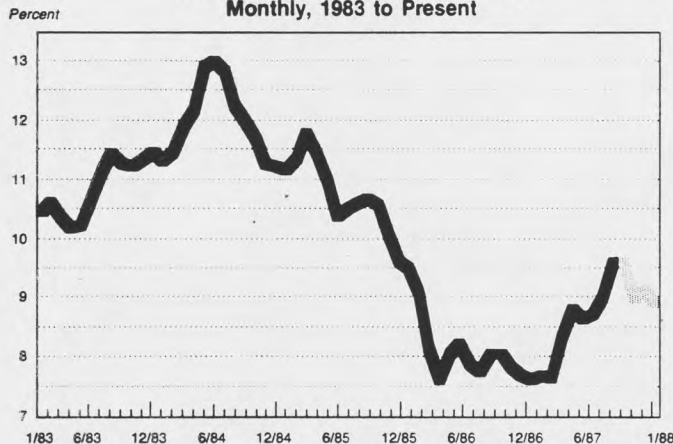
Source: U.S. Department of Labor
Bureau of Labor Statistics

**New Private Housing Units Started
Monthly, 1983 to Present
(annualized rate)**



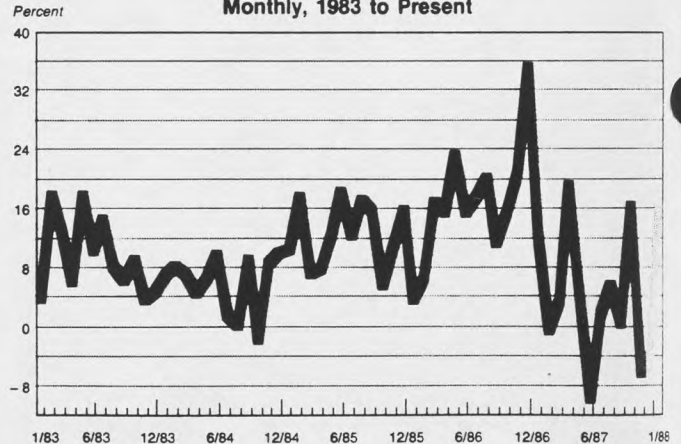
Source: U.S. Department of Commerce
Bureau of the Census

**Yield on Long-Term Treasury Bonds
Monthly, 1983 to Present**



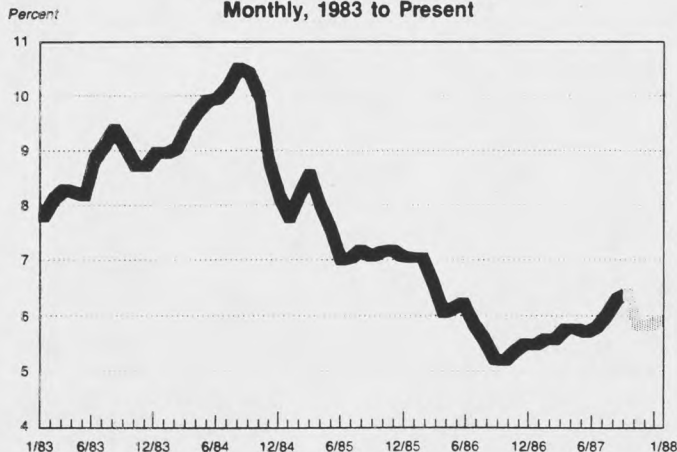
Source: U.S. Department of Treasury

**Annualized Growth Rate of M1
Monthly, 1983 to Present**



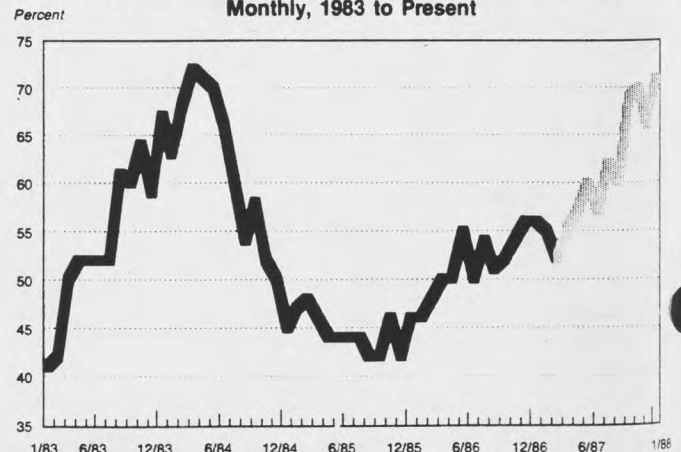
Source: Board of Governors, Federal Reserve

**Yield on 91-Day Treasury Bills
Monthly, 1983 to Present**



Source: Board of Governors, Federal Reserve

**Percentage of Companies Receiving Slower Deliveries
Monthly, 1983 to Present**



Source: Purchasing Management Association